



ENGINE SHED MEMBERSHIP

Our Network. For You.

About

Engine Shed is the University of Bristol's flagship enterprise and innovation hub, located in the Temple Quarter Enterprise Zone.


Launched in 2013, we exist to drive inclusive economic growth for the West of England by innovating, seeding activity, connecting and training people.

Our door is open to all sectors. We believe our strength is in our differences, and in working together for an outcome greater than our own.

We operate by investing any annual operating surplus to help us deliver projects and maintain our facility to be accessible and affordable for our diverse range of users.




ENGINE SHED at a glance



30K

visitors per year




Sector

Event Series



64

partners



15000

engaged through
our channels

Some of our members & partners



Some of our collaborative projects and programmes...



Growing global tech businesses out of Bristol



Creating opportunities for young people to engage with the high tech, creative & professional services sector



Creating a platform to connect, showcase and celebrate the best of the regional tech cluster



Supporting the South West investment ecosystem, delivered by TechSPARK



Piloting a challenge-led approach to deliver societal impact through financial technologies

Key Lounge Membership Features

Join our innovation network and we'll help you connect, collaborate and grow.

By becoming a member, you'll be joining us on our mission to reinvest in the region's inclusive economic development to benefit all.



WORKSPACE

Work or meet in our vibrant Members' Lounge, with two guests at no extra cost.

We're 2 minutes from Temple Meads station, ideally located for travelling colleagues.



ACCESS TO NETWORK AND BUSINESS SUPPORT

1-2-1 one-hour onboarding session with our Partnerships Manager to progress your innovation journey, with follow up introductions to our connected innovation ecosystem.

Free 1-2-1 surgeries with Advisors in Residence, including, lawyers, accountants and investors.

Free virtual access to curated workshops.



MEMBER PERKS

25% discount on Engine Shed meeting room and event space hire.

10% discount in the Engine Shed Café.

50% discount on additional guests.



Membership Packages

Connect	Grow
Free use of Members' Lounge + 2 guests	Free use of Members' Lounge + 2 guests
1-2-1 onboarding with follow up introductions to our network	1-2-1 onboarding
Name and company link on the website Members' page	Access to our network via introductions
Additional guest access - 50% discount	Access to business support Advisor surgeries Free workshops
Meeting room and event space – 25% discount	Priority access to Engine Shed events
Members' Lounge Café - 10% discount	Your branding in our physical space & company name and link on our Members' page
	Free mailbox and registered address
	Additional guest access - 50% discount
	Meeting room and event space – 25% discount
	Members' Lounge Café - 10% discount



Membership Costs

	Connect	Grow
Sole trader or small business Less than 50 staff (Includes 3 named Lounge users)	£150 p/month	£210 p/month
Medium business Less than 250 staff (Includes 10 named Lounge users)	£250 p/month	£335 p/month
Additional Lounge Users	£10 p/day	£10 p/day

Prices are exclusive of VAT

To apply for membership [click here](#)

To discuss your membership needs further, please
get in touch:

Emilie Harryman, Partnerships Manager
partnerships@engine-shed.co.uk

Engine Shed
Station Approach
Temple Meads
BS1 6QH

T: +44 (0) 117 903 1100
E: info@engine-shed.co.uk



@engine_shed



@EngineShed_BB



engine-shed

Proud to be part of

